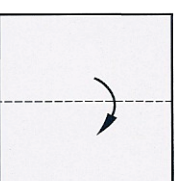
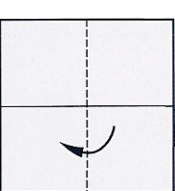


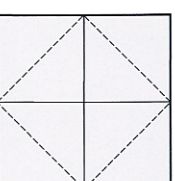
Læg papiret med bagsiden op
 Klip beskrivelsen fra



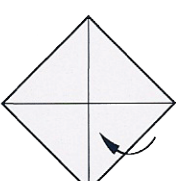
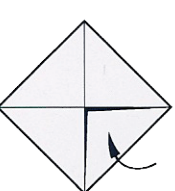
Fold venstre side
 mod højre



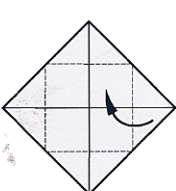
Fold den anden side
 mod midten



Fold hjørnerne imod midten som billedet til højre



Vend fronten ned, så du har prikkerne mod dig.
 Fold hjørnerne mod hinanden



Vend den forreste side op imod dig selv.
 Gør plads til dine tommelfingre

